

KJPC12-200C (12V100Ah)

TECHNICAL SPECIFICATIONS







| | | |
|------------------------|-------------------------------------------|-----------------------------------|
| Nominal voltage | 12V | |
| Nominal capacity | 200Ah | |
| Design life | 15 years | |
| Terminal | M8 | |
| Approx weight | 61.5kg | |
| Container material | ABS | |
| Dimensions (mm) | Length | 522 |
| | Width | 240 |
| | Height | 219 |
| | Total height | 222 |
| Capacity | 200.0Ah | 10hr (20.0A - 10.8V) |
| | 163Ah | 3hr (54.2A - 10.8V) |
| | 132Ah | 1hr (132A - 10.5V) |
| Internal resistance | Full charged at 25°C: 3.30 mΩ | |
| Max. discharge current | 2400A (5S) | |
| Operating temp. range | Discharge: -20 ~60°C | |
| | Charge: -20 ~50°C | |
| | Storage: -20 ~50°C | |
| Charge method (25°C) | Charge current | Max. 60.0A; recom. 20.0~40.0A |
| | Float Charge | 13.5-13.8V, recom.13.8V(-18mV/°C) |
| | Equalize charge | 13.8-14.1V, recom.14.1V(-24mV/°C) |
| | Cycle charge | 14.4-15.0V, recom.14.8V(-30mV/°C) |
| Self discharge | 3% of capacity declined per month at 25°C | |

GENERAL FEATURES

- Lead-carbon composite negative plate, both capacitance and battery characteristics
- Long cycle life, excellent deep cycle discharge ability
- Excellent charge acceptance ability
- Optimized capability of instant high-current discharging
- Strong high and low temperature performance
- Precision sealing technology

APPLICATIONS

- Solar/ wind energy and other new energy storage
- Hybrid vehicles, electric bicycles and other new energy vehicles
- Other backup or cycle purposes

| | | |
|-------------------------------------------------------------------------------------------------------------------|---------------------------------------------------------------------------------------------------------|-----------------------------------------------------------------------------------------------------------------------------------------------------------------------------|
|  TR EN 60896-21/22 | |  MH26866 |
|  ISO14001 |  ISO9001 |   |

CONSTANT CURRENT DISCHARGE (Amperes) at 25°C

| F.V/Time | 5min | 15min | 30min | 1hr | 2hr | 3hr | 5hr | 8hr | 10hr | 20hr |
|----------|------|-------|-------|-----|------|------|------|------|------|------|
| 1.85V | 492 | 294 | 196 | 119 | 70.6 | 51.0 | 34.0 | 23.2 | 19.6 | 10.6 |
| 1.80V | 552 | 330 | 216 | 129 | 74.4 | 54.2 | 35.8 | 24.2 | 20.0 | 10.8 |
| 1.75V | 616 | 354 | 224 | 132 | 75.8 | 54.6 | 36.8 | 24.4 | 20.4 | 10.9 |
| 1.70V | 670 | 366 | 226 | 134 | 77.0 | 55.2 | 37.2 | 24.6 | 20.6 | 10.9 |
| 1.65V | 696 | 374 | 230 | 135 | 77.6 | 56.0 | 37.6 | 24.8 | 20.8 | 11.0 |
| 1.60V | 718 | 386 | 234 | 136 | 78.0 | 56.6 | 38.0 | 25.0 | 21.0 | 11.0 |

CONSTANT POWER DISCHARGE (Watts/cell) at 25°C

| F.V/Time | 5min | 15min | 30min | 1hr | 2hr | 3hr | 5hr | 8hr | 10hr | 20hr |
|----------|------|-------|-------|-----|-----|-----|------|------|------|------|
| 1.85V | 882 | 554 | 376 | 232 | 139 | 100 | 66.8 | 45.6 | 38.2 | 21.2 |
| 1.80V | 988 | 620 | 410 | 250 | 145 | 105 | 69.8 | 47.0 | 38.8 | 21.4 |
| 1.75V | 1076 | 656 | 420 | 252 | 146 | 105 | 70.6 | 47.4 | 39.2 | 21.6 |
| 1.70V | 1154 | 660 | 422 | 254 | 146 | 106 | 71.0 | 47.8 | 39.6 | 21.6 |
| 1.65V | 1160 | 668 | 422 | 256 | 147 | 106 | 71.6 | 48.0 | 40.0 | 21.8 |
| 1.60V | 1206 | 680 | 426 | 258 | 147 | 108 | 72.0 | 48.4 | 40.4 | 21.8 |